



Corporate Profile

About The Finish Line, Inc.

The Finish Line, Inc. is a premium retailer of athletic shoes, apparel and accessories. Headquartered in Indianapolis, Finish Line has approximately 950 Finish Line branded locations primarily in U.S. malls and shops inside Macy's department stores and employs more than 14,000 sneakerologists who help customers every day connect with their sport, their life and their style. Online shopping is available at

Stock Performance

FINL (FINL)

Exchange	NASDAQ (US Dollar)
Price	\$14.14
Change (%)	▲ 0.07 (0.50%)
Volume	849,875
52 Week Low	\$12.46
Market Cap	\$570,365,180
Rolling EPS	0.79
PE Ratio	17.7017
Shares Outstanding	40,337,000

Data as of 05/26/17 4:00 p.m. ET



Recent Headlines

04.13.17 - 12:07 p.m.

[Finish Line Declares Quarterly Cash Dividend](#)

04.10.17 - 3:55 p.m.

[Finish Line Amplifies Winner's Circle Loyalty App with Personalization, Tailored Inspiration Feed](#)





03.24.17 - 7:12 a.m.

[Finish Line Reports Fourth Quarter and Full Fiscal Year 2017 Results](#)

Upcoming Events

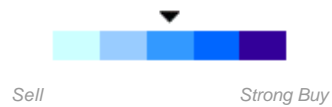
There are currently no events scheduled.

SEC Filings

FILING DATE	FORM	DESCRIPTION	
05/25/17	SC 13D/A	An amendment to a SC 13D filing	
05/22/17	SC 13D/A	An amendment to a SC 13D filing	
05/19/17	SC 13D/A	An amendment to a SC 13D filing	
05/17/17	4	Statement of changes in beneficial ownership of securities	

Analyst Estimates / Ratings

Mean Recommendation: **2.7**



EPS TREND

		Current	30 Days Ago	90 Days Ago
QTR	May 17	0.23	0.23	0.27
QTR	Aug 17	0.49	0.49	0.58
QTR	Nov 17	-0.27	-0.27	-0.23
QTR	Feb 18	0.70	0.70	0.84
FY	Feb 18	1.15	1.15	1.45
FY	Feb 19	1.28	1.28	1.60

Ownership Summary

SHAREHOLDERS

	Holders	Value (\$MM)	% O/S	Shares
Institution	294	686.34	116.6	47,031,665
Mutual Fund	355	426.83	64.6	26,065,948
Insider *	12	12.59	1.8	729,842

**Insider values reflect direct beneficial ownership.*

TOP HOLDERS

	Shares Held	% O/S	Share Change	Filing Date
BlackRock Institutional Trust Company, N.A.	4,665,646	11.6	194,629	03/31/17
The Vanguard Group, Inc.	3,998,599	9.9	-267,837	03/31/17
Dimensional Fund Advisors, L.P.	3,430,262	8.5	-11,471	03/31/17
Silvercrest Asset Management Group LLC	2,129,193	5.3	202,291	03/31/17
LSV Asset Management	2,044,159	5.1	195,891	03/31/17
Thompson, Siegel & Walmsley LLC	1,771,329	4.4	547,217	03/31/17
Boston Partners	1,747,524	4.3	-22,584	03/31/17
State Street Global Advisors (US)	1,380,369	3.4	203,325	03/31/17
Numeric Investors LLC	1,371,110	3.4	185,400	03/31/17
Citadel LLC	1,202,267	3.0	754,209	03/31/17

Data provided by Nasdaq. Minimum 15 minutes delayed. [View Attributions and Sources](#)